

CASA BIUI

---

ONYX



# COMERCIAL SECTION



# GENERAL INFORMATION

CASA BLUI – ONYX

**Capacity :** 10 people

**Seating positions:** 12 positions

**Dimensions:** 155" x 88.9" x 39" / 394 x 218 x 99 cm

The Onyx is a rectangular-format spa designed for intimate relaxation. With four ergonomically arranged positions, it provides an inviting environment for gatherings or personal retreats.

Its 46 water jets and 14 air jets create a versatile massage experience, complemented by aromatherapy for an added sensory dimension. Ultraviolet treatment keeps the water fresh and clean, while the digital control panel allows effortless adjustments for temperature and jet functions.

Built on a galvanized steel frame and durable ABS base, the Ember includes an energy-saving cover, making it practical for daily use while maintaining efficiency and long-lasting performance.





# KEY FEATURES & BENEFITS

## **Ergonomic Seating Configuration**

Twelve upright seats with multiple hydrotherapy settings for the best experience.

## **Massage System**

46 stainless-steel hydro-jets and 14 air nozzles deliver targeted relief from neck to calves.

## **Smart Control & Connectivity**

Intuitive touch-panel operation with optional Wi-Fi Spa Control for remote scheduling and diagnostics.

## **Advanced Water Care**


Standard UV treatment and optional ozonator keep water crystal-clear with minimal chemical use.

## **Thermal Efficiency**

Special Insulation System and eco-efficient cabinet reduce heat loss by up to 25%, lowering operating costs.

## **Customizable Ambience**

Colour Sense LED lighting package and optional Surround Bluetooth Audio let users personalize mood and sound.





# TECHNICAL SPECIFICATIONS


Dimensions:	155" x 88.9" x 39"
Water Capacity:	3125 L
Dry Weight:	2645 lbs
Filled Weight:	9535 lbs
Power Requirement:	50A @ 230 V
Voltage Options:	220 V / 400 V III
Water Massage Pump:	2200 W (3 HP)
Recirculation Pump:	200 W
Water Heater:	3 000 W
Filter Type:	Cartridge






# FINISHES & OPTIONS

*Interior Cabinet*



**Stainless Steel**

*Exterior Cabinet*



**Stainless Steel**

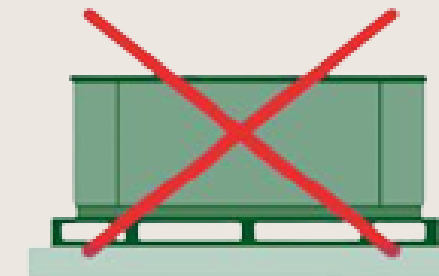
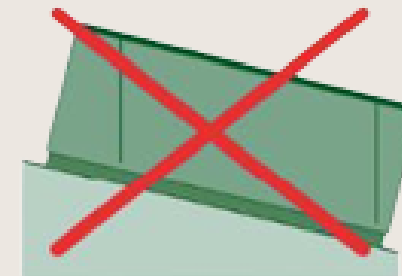
**Optional Premium Packages:**

- WI-FI Module
- Ozonator system
- Waterfall Water Feature
- LED lightning

# INSTALLATION REQUIREMENTS

## Position and location of the spa

Position the Spa horizontally, placing the whole base of the unit on a smooth, flat and level surface, capable of supporting the weight when used (full of water, plus the weight of the bathers). The Spa cannot be placed on a curved surface or on blocks.




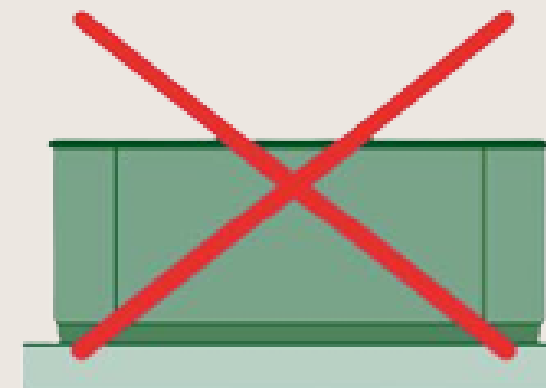
2

## Outdoor Installation

Do not expose the Spa to sunlight when it is empty and without a protection cover. Remember that prolonged exposure to sunlight may damage the surface of the Spa and its accessories. Acrylic rapidly absorbs heat from the sunrays reaching very high temperatures which will damage the Spa. Maximum absorption temperature is 60C

## Portable levelling Spas

Some spas come with an adjustable metal structure to facilitate their installation. This structure has several points of support. Before filling the spa, these points of support should be adjusted to ensure they are all in contact with the ground.





# PRE INSTALLATION REQUIREMENTS

## Foundation

Reinforced concrete pad, at least 4" thick, fully level, capable of supporting  $\geq 20000$  lbs.

## Electrical Supply

Dedicated 220 V circuit with GFCI protection, rated 50 A. Junction box must be routed to the service panel location.

## Service Clearances

A minimum clearance of 25 inches on each side is required for spa installation and maintenance.

## Drainage & Ventilation

Ensure an unobstructed drain point and adequate airflow beneath the cabinet to prevent moisture buildup.






# SPA COVER

Introducing the PRIME TEX COVER, a new generation of spacovers designed to elevate the elegance and functionality of your spa experience. Created with an eye for sophistication, these covers combine premium aesthetics with advanced material technology, making them the perfect complement for any exclusive or premium spa model.

The PRIME TEX COVER embodies a refined style while offering superior protection and durability, ensuring your spa maintains its pristine look over time. Experience the perfect balance of beauty and performance with our latest innovation, crafted to enhance the luxury and comfort of your relaxation space.

This premium fabric ensures that the cover not only looks sophisticated but also withstands the elements, making it ideal for both indoor and outdoor use. The carefully chosen material is designed to resist wear and tear, extending the lifespan of the cover while providing an elegant and inviting look that complements the spa's aesthetics.

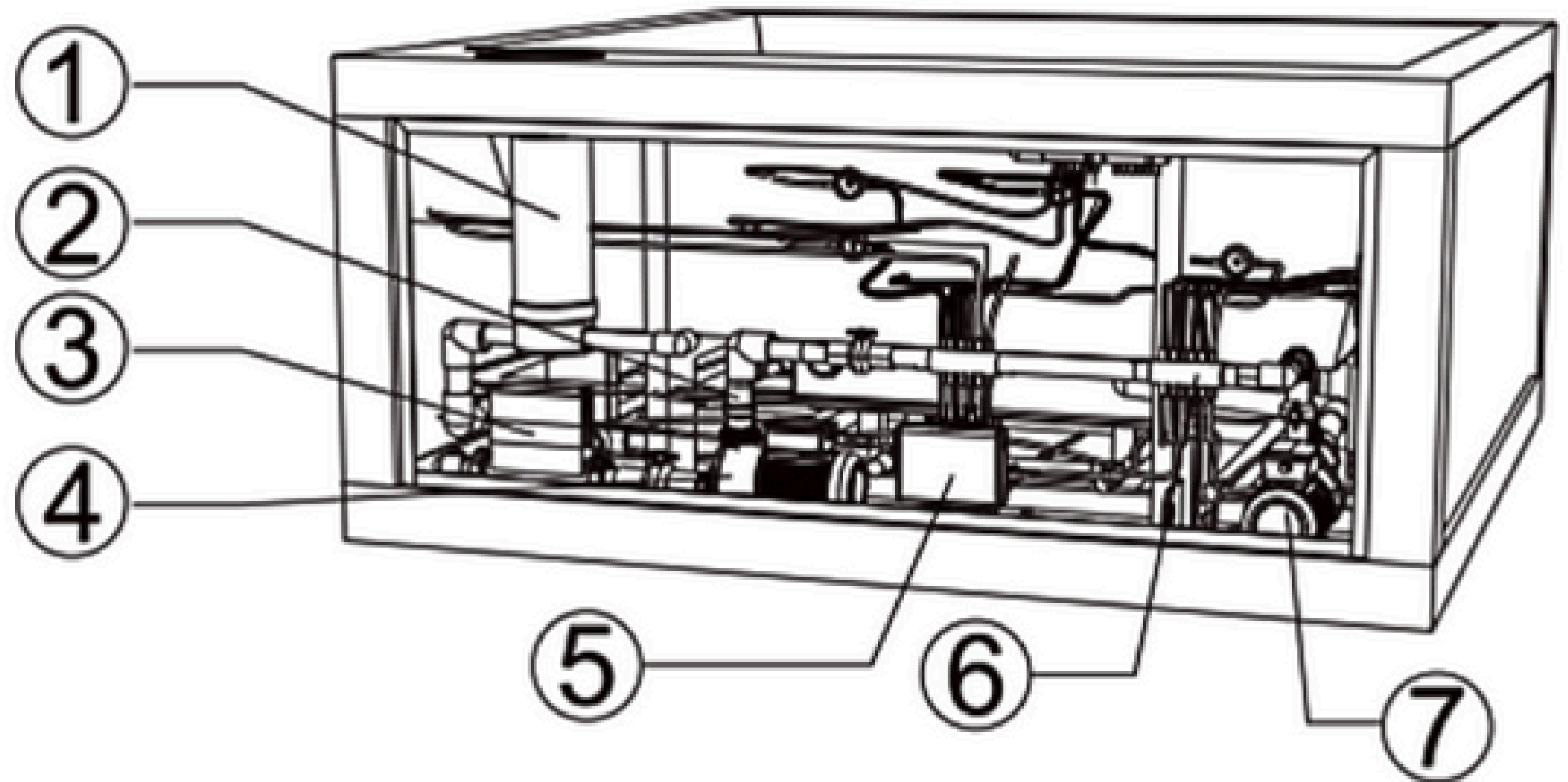




# TECHNICAL SECTION

# SPA INTERIOR IMAGES

- 1 Filtering barrel
- 2 The check valve
- 3 Control panel box 01
- 4 Circulating pump
- 5 Control panel box 02
- 6 Points in the trachea
- 7 The motor





# SPARE PARTS & COMPONENTS

## Control Components

- Ventury Controller

## Control Panel

- SPA Touch 3 Control Panel

## Light Components

- LEDs Lights (points)
- LEDs Transformer
- LEDs Driver

## Heater & Accessories

- Heater Box — BP200G1
- Temperature Probes (×2) — GS I GL
- Heater — 5.5 kW, 825 N7
- Digital Panel — BP200G1

## Pumps

- Massage Pump — 60 Hz, 3 HP
- Filtration Pump — 0.25 HP, 60 Hz
- Balboa Blower Pump — 1 HP, 60 Hz

## Pillows & Covers

- Headrest (×6)
- Skimfilter Cover (×1)

## Massage Components

- Jet Body Set 2"

## Filtration

- Filter Cartridge

## Audio (Option 4.1)

- Audio Receiver
- Connector Cable
- Subwoofer
- Speaker

## Disinfection

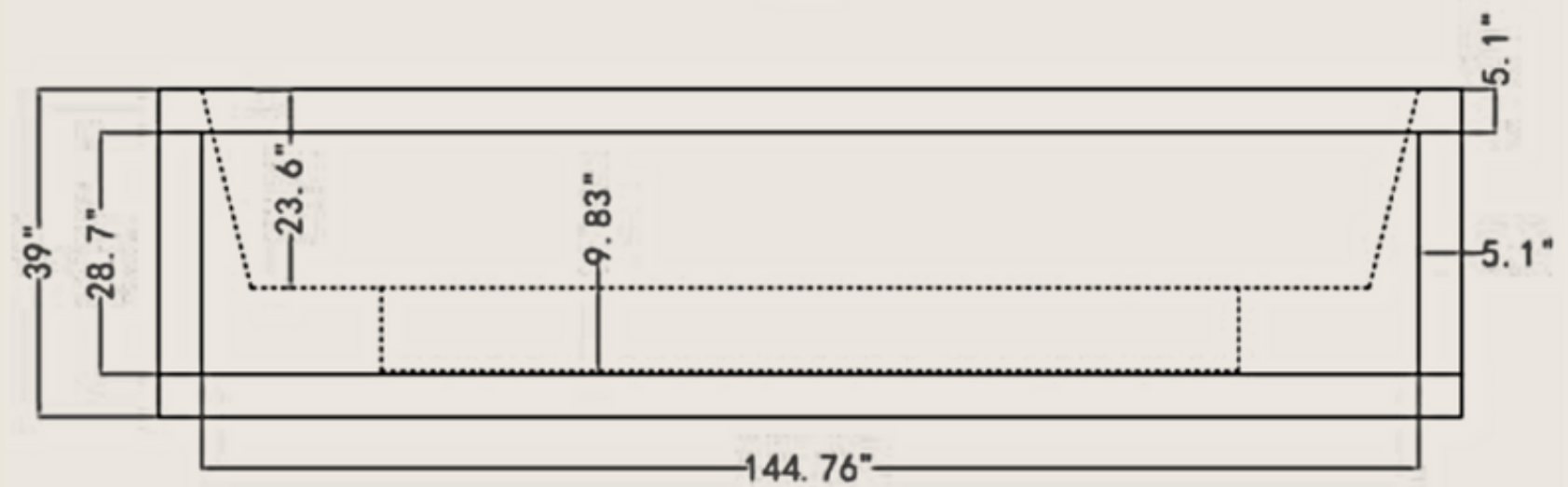
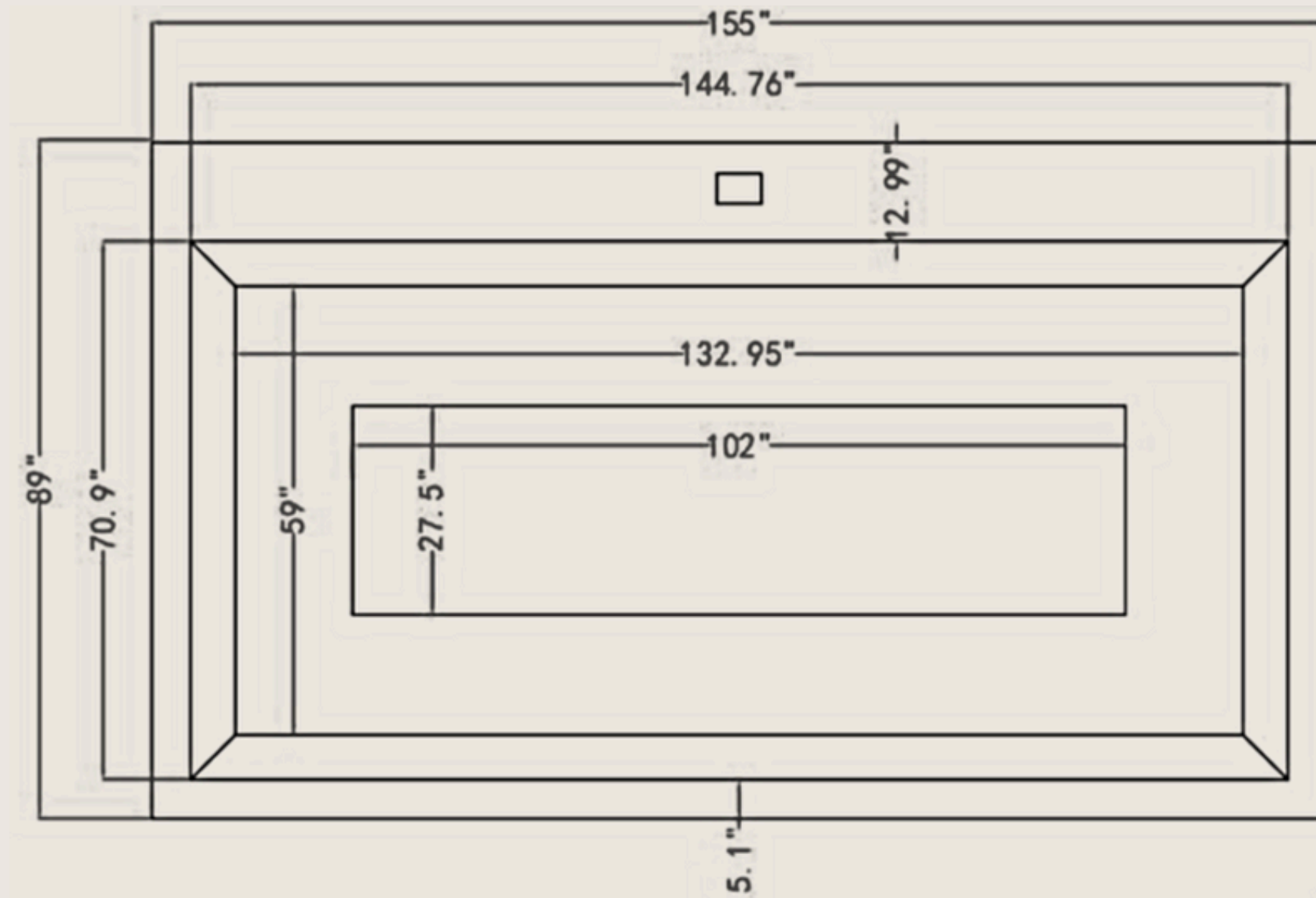
- UV Disinfection System

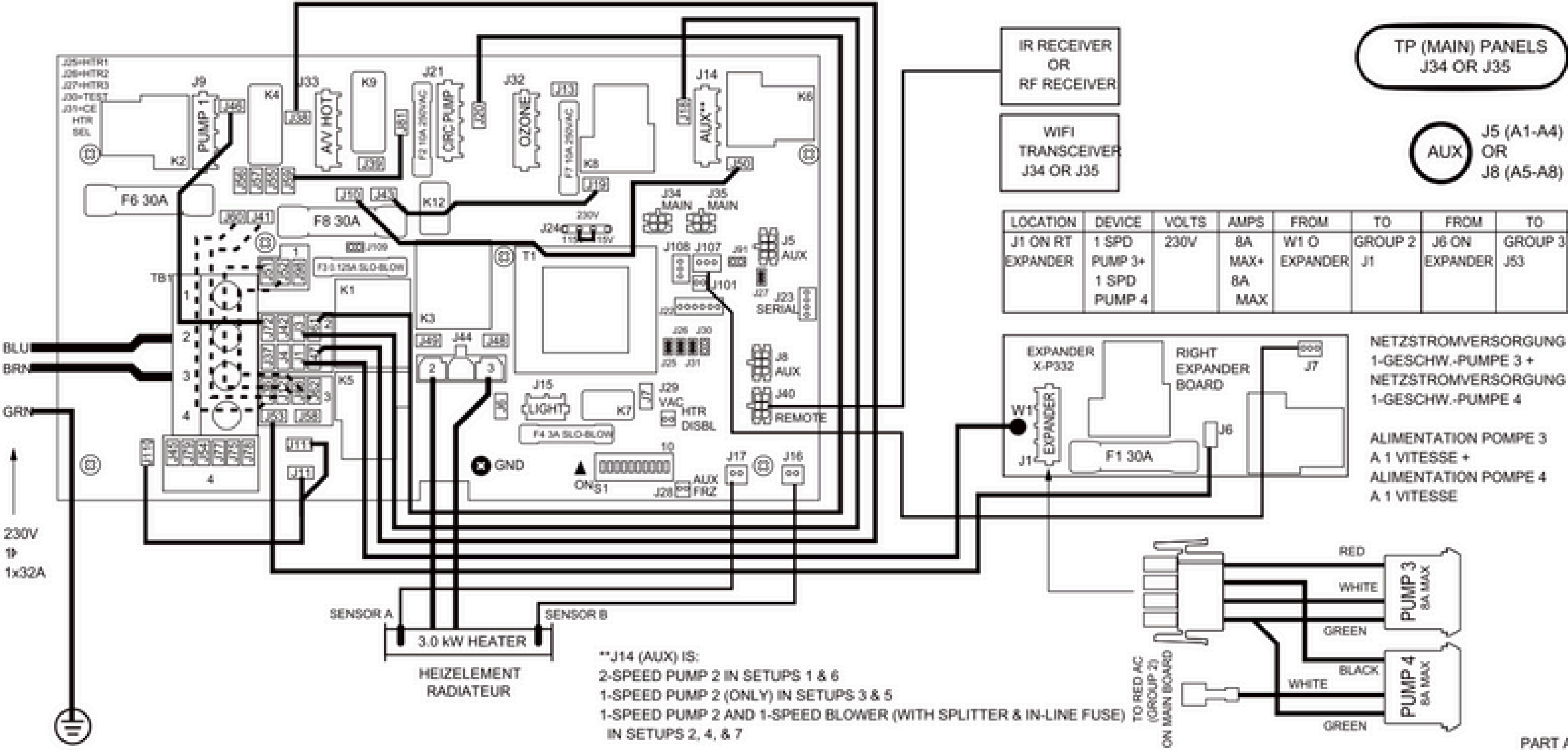
## Other Components

- Drain Fill Valve
- Cables



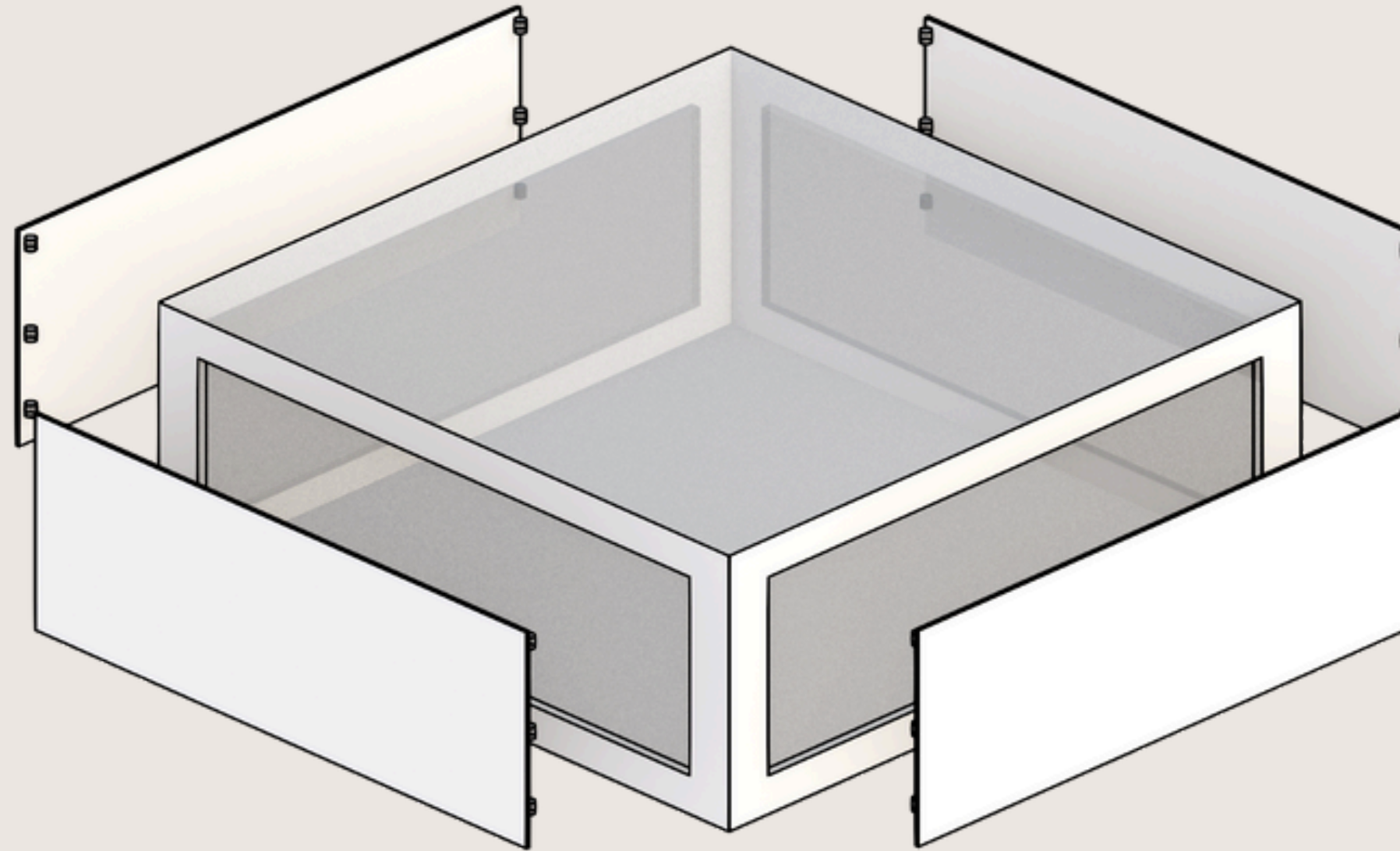
# TECHNICAL DRAWINGS







# PANEL ASSEMBLY



*Check the following video for more information*

(VIDEO LINK)




# WARRANTIES



15 Years for Frame



2 Years for Components






# CONTACT & SUPPORT

## **Luis Acosta - Operations & Logistics department Head**

 (305) 701-4085

 [operations@casablui.com](mailto:operations@casablui.com)

## **Sebastian Infante - After Sales Deparment Head**

 (310) 304-5872

 [support@casablui.com](mailto:support@casablui.com)

## **Marce Groenewald - Sales Deparment Head**

 (305) 701-4029

 [sales@casablui.com](mailto:sales@casablui.com)



CASA BLUI

Casa Blui  
Operational Headquarters:  
Miami, Florida, USA  
Phone (+1) 305 701 4029  
[sales@casablui.com](mailto:sales@casablui.com) / [www.casablui.com](http://www.casablui.com)