

CASA BIUI

CELESTE



COMERCIAL SECTION



GENERAL INFORMATION

CASA BLUI – CELESTE

Capacity: 5 people

Seating positions: 5 positions

Dimensions: 90.6" Ø x 40" / 230cm Ø × 101cm

The Celeste combines a compact footprint with robust performance, powered by dual pumps and delivering hydromassage through 28 strategically placed nozzles. Its precision-engineered shell ensure a seamless blend of capacity and efficiency.

Engineered for professional installation, it features dual touch panels, an ozonator sanitation system, automatic water-level sensing, and a pneumatic drainage switch, all supported by CEE-compliant RCD and magnetothermic protection.

These integrated safety and maintenance systems guarantee effortless operation and long-term reliability in any intimate wellness space.





KEY FEATURES & BENEFITS

Ergonomic Seating Configuration

Five upright seats with multiple hydrotherapy settings for the best experience.

Massage System

48 stainless-steel hydro-jets and 14 air nozzles deliver targeted relief from neck to calves.

Smart Control & Connectivity

Intuitive touch-panel operation with optional Wi-Fi Spa Control for remote scheduling and diagnostics.

Advanced Water Care

Standard UV treatment and optional ozonator keep water crystal-clear with minimal chemical use.

Thermal Efficiency

Special Insulation System and eco-efficient cabinet reduce heat loss by up to 25%, lowering operating costs.

Customizable Ambience

Colour Sense LED lighting package and optional Surround Bluetooth Audio let users personalize mood and sound.





TECHNICAL SPECIFICATIONS

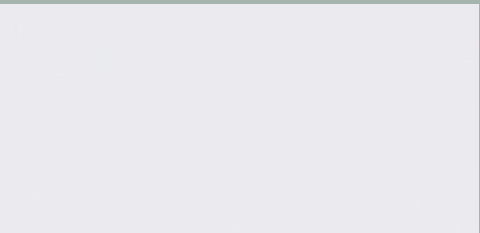
Dimensions:	90.6" Ø x 40"
Water Capacity:	950 L
Dry Weight:	617.3 lbs
Filled Weight:	4431.3 lbs
Power Requirement:	50 A @ 230 V
Voltage Options:	220 V / 400 V III
Water Massage Pump:	3 HP + 2HP
Recirculation Pump:	200 W
Water Heater:	3 000 W
Filter Type:	Cartridge





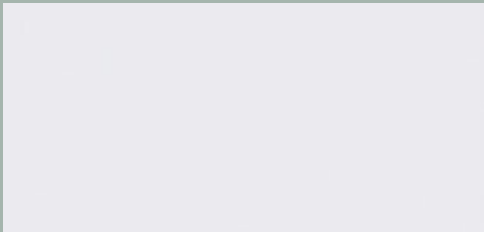
FINISHES & OPTIONS

Interior Cabinet



White

Exterior Cabinet



White

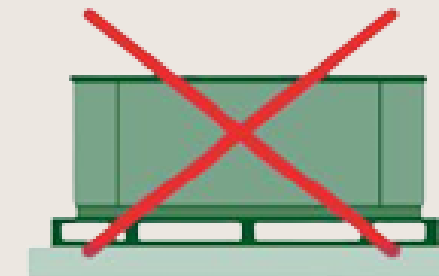
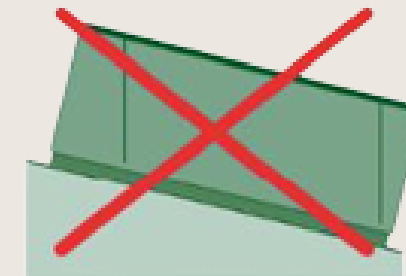
Optional Premium Packages:

- WI-FI Module
- Ozonator system
- Waterfall Water Feature
- LED lightning

INSTALLATION REQUIREMENTS

Position and location of the spa

Position the Spa horizontally, placing the whole base of the unit on a smooth, flat and level surface, capable of supporting the weight when used (full of water, plus the weight of the bathers). The Spa cannot be placed on a curved surface or on blocks.




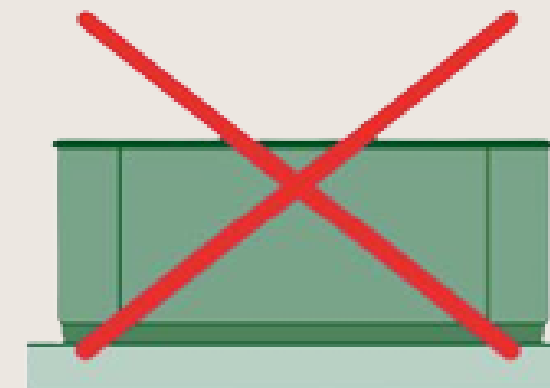
2

Outdoor Installation

Do not expose the Spa to sunlight when it is empty and without a protection cover. Remember that prolonged exposure to sunlight may damage the surface of the Spa and its accessories. Acrylic rapidly absorbs heat from the sunrays reaching very high temperatures which will damage the Spa. Maximum absorption temperature is 60C

Portable levelling Spas

Some spas come with an adjustable metal structure to facilitate their installation. This structure has several points of support. Before filling the spa, these points of support should be adjusted to ensure they are all in contact with the ground.





PRE INSTALLATION REQUIREMENTS

Foundation

Reinforced concrete pad, at least 4" thick, fully level, capable of supporting ≥ 20000 lbs.

Electrical Supply

Dedicated 220 V circuit with GFCI protection, rated 50 A. Junction box must be routed to the service panel location.

Service Clearances

A minimum clearance of 25 inches on each side is required for spa installation and maintenance.

Drainage & Ventilation

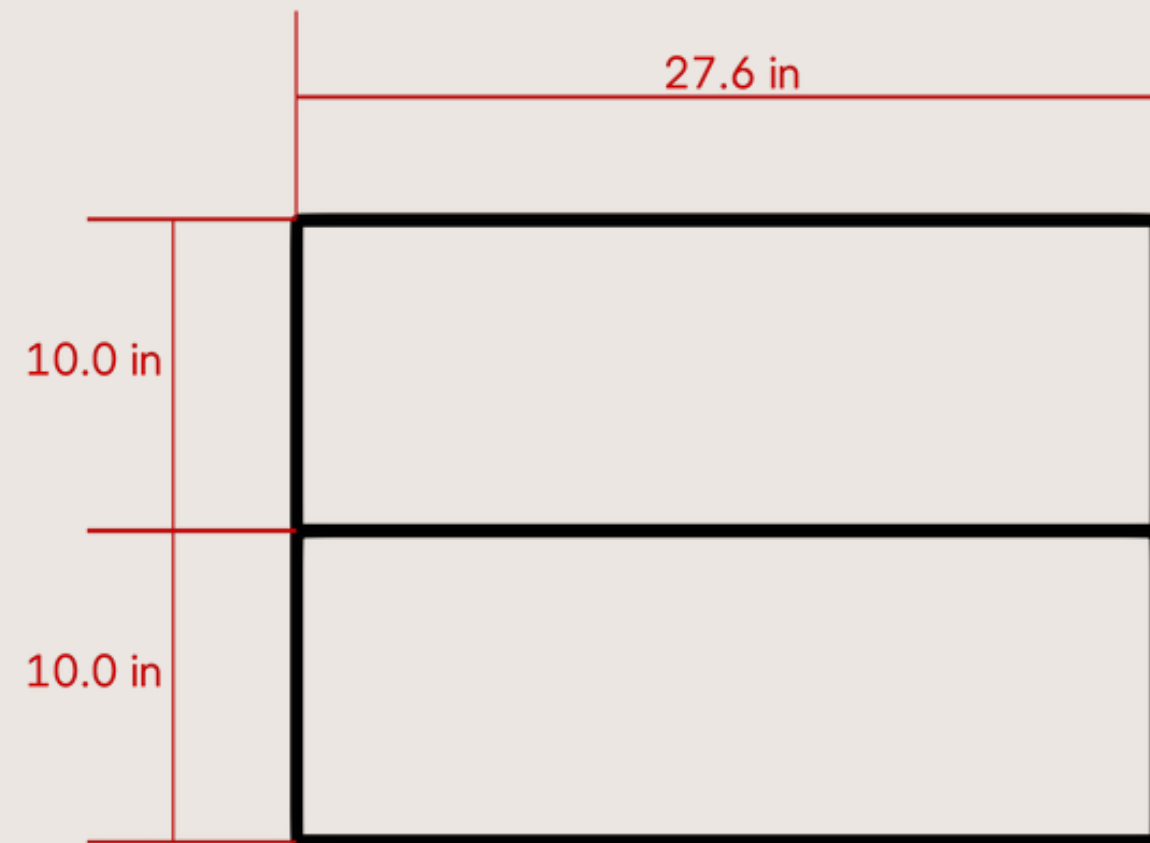
Ensure an unobstructed drain point and adequate airflow beneath the cabinet to prevent moisture buildup.



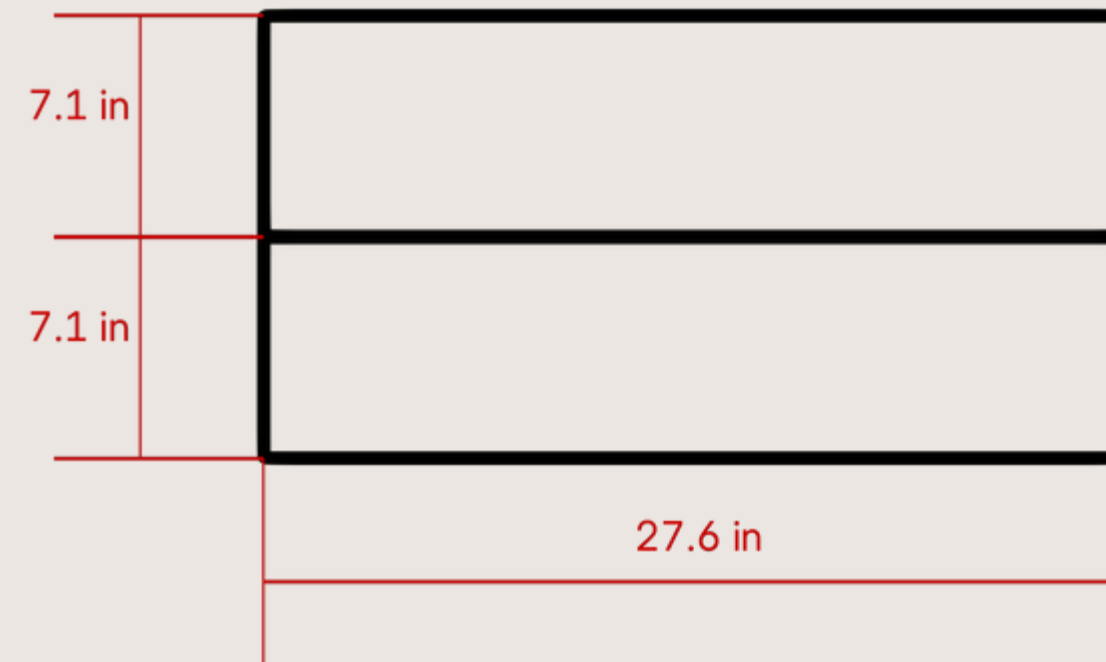


SPA STEPS



The step provides a stable and secure platform for easy entry and exit from the hot tub. Its durable construction ensures long-lasting performance and safe support. Designed with a simple, functional shape, it complements most hot tub styles.



TOP VIEW



FRONT VIEW





SPA COVER

Introducing the PRIME TEX COVER, a new generation of spacovers designed to elevate the elegance and functionality of your spa experience. Created with an eye for sophistication, these covers combine premium aesthetics with advanced material technology, making them the perfect complement for any exclusive or premium spa model.

The PRIME TEX COVER embodies a refined style while offering superior protection and durability, ensuring your spa maintains its pristine look over time. Experience the perfect balance of beauty and performance with our latest innovation, crafted to enhance the luxury and comfort of your relaxation space.

This premium fabric ensures that the cover not only looks sophisticated but also withstands the elements, making it ideal for both indoor and outdoor use. The carefully chosen material is designed to resist wear and tear, extending the lifespan of the cover while providing an elegant and inviting look that complements the spa's aesthetics.





TECHNICAL SECTION





SPARE PARTS & COMPONENTS

Control Components

- Ventury Controller

Control Panel

- SPA Touch 3 Control Panel

Light Components

- 4 LEDs Lights (points)
- LEDs Transformer — 5 V DC
- LEDs Driver

Heater & Accessories

- Heater Box — BP200G1
- Temperature Probes (×2) — GS I GL
- Heater — 4 kW, 825 N7
- Digital Panel — BP200G1

Pumps

- Massage Pump — 60 Hz, 3 HP
- Filtration Pump — 0.35 HP, 60 Hz
- Balboa Blower Pump — 1 HP, 60 Hz

Pillows & Covers

- Headrest (×6)
- Skimfilter Cover (×1)

Massage Components

- Jet Body Set 2"
- Stainless Steel Micro Jets

Filtration

- Filter Cartridge

Audio (Option 4.1)

- Audio Receiver — Bluetooth BBA-3
- Connector Cable
- Subwoofer
- Speaker

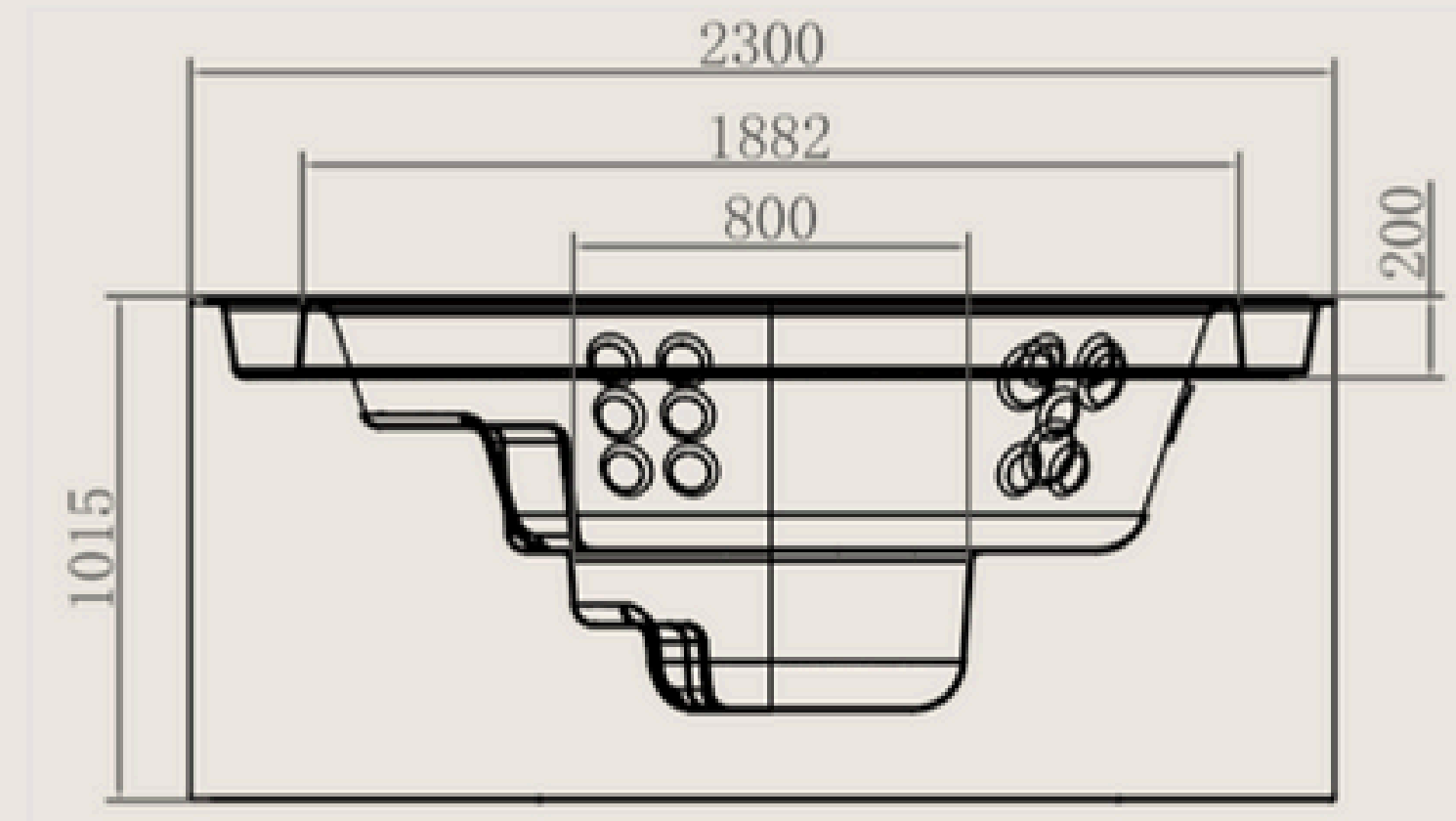
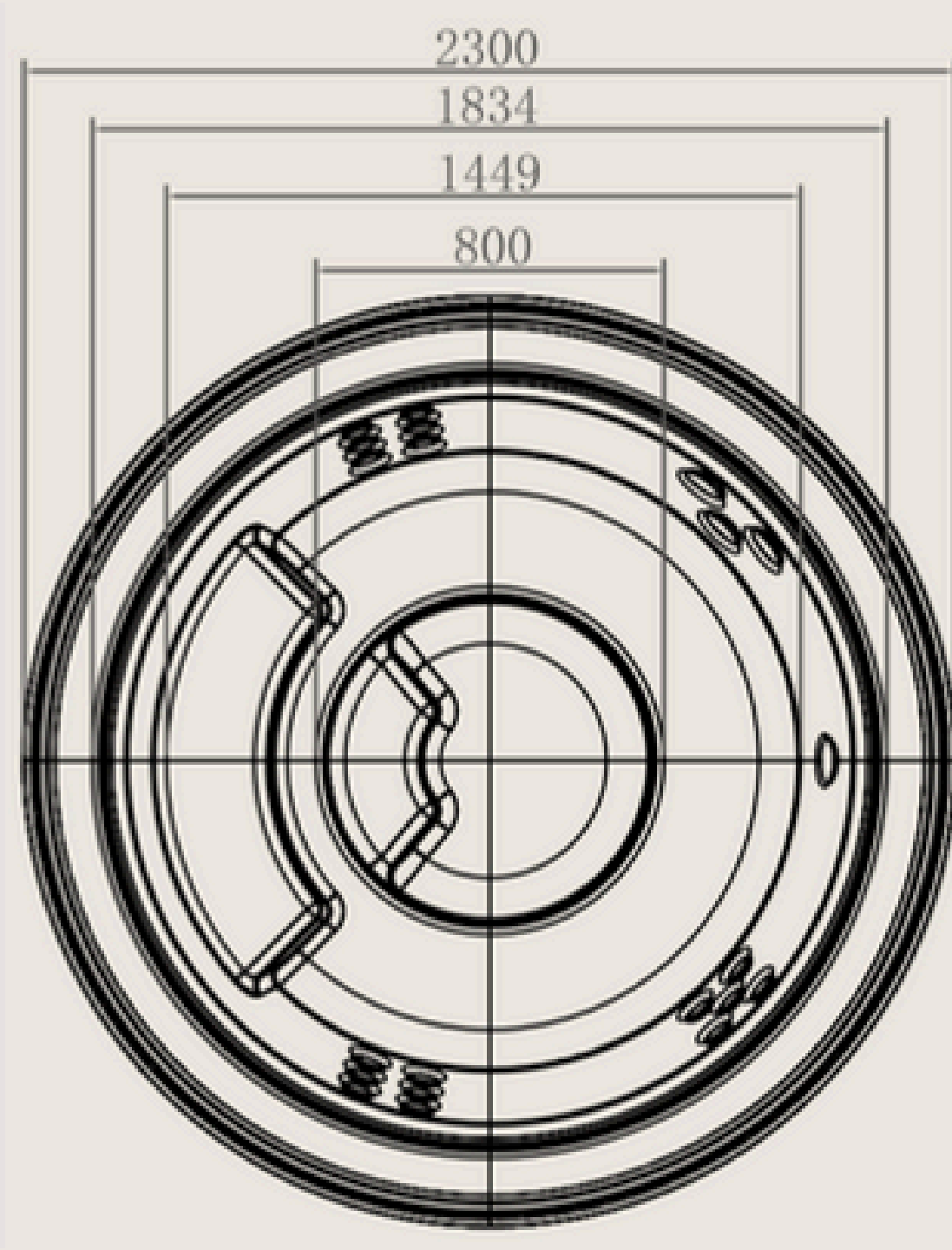
Disinfection

- UV Disinfection System

Other Components

- Drain Fill Valve (black)
- Cable — 4 outputs + LEDs

TECHNICAL DRAWINGS





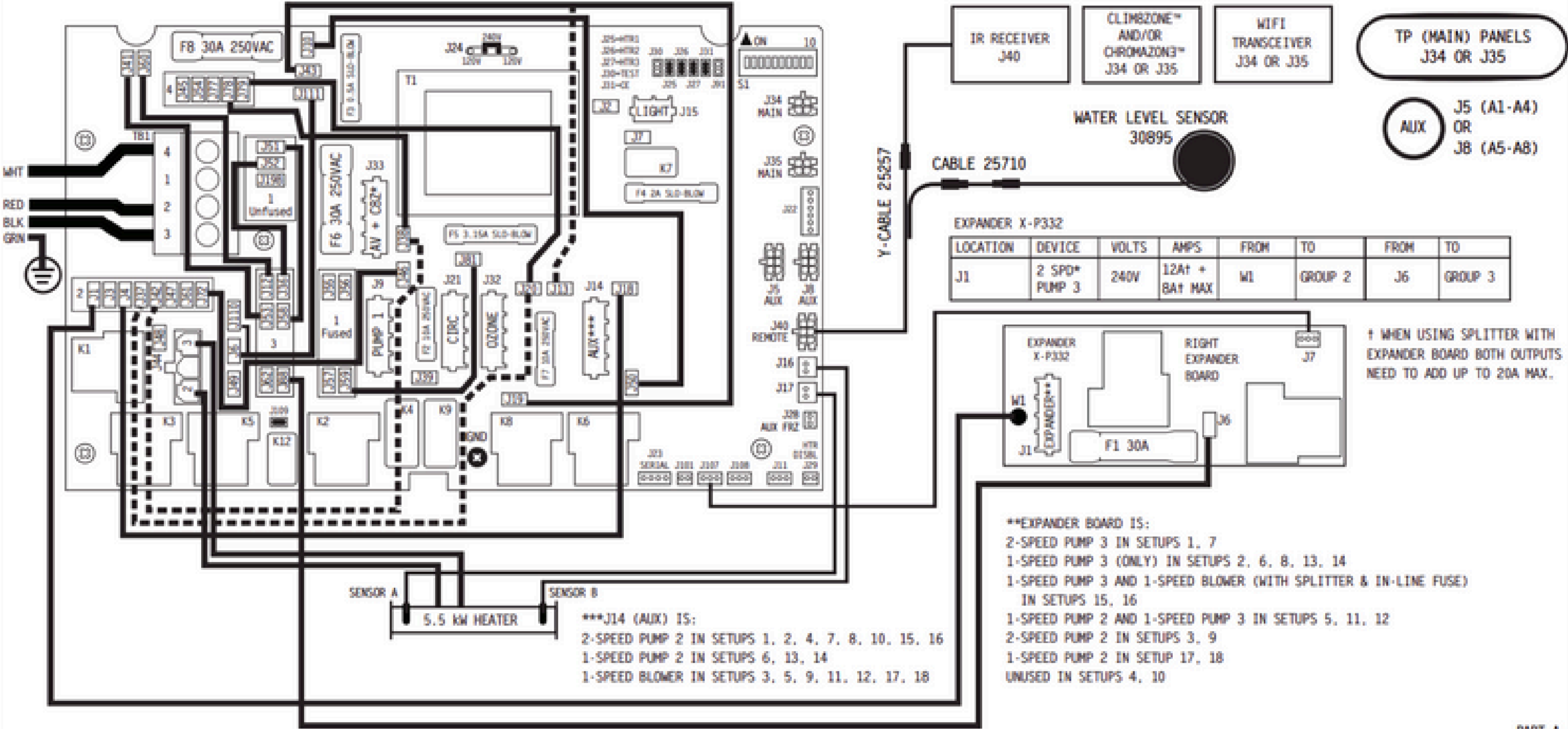
BALBOA
water group

* OPTIONAL SPLITTER PN 22934 MAY BE REQUIRED IF TWO DIFFERENT THINGS NEED TO BE CONNECTED AT J33

J43 TO J13 (BLOWER ON J14) IN SETUPS 3, 5, 9, 11, 12, 17, 18

BP20G1WL - PN 59593

06-22-23






WARRANTIES



15 Years for Frame



10 Years for Acrylic



2 Years for Components






CONTACT & SUPPORT

Luis Acosta - Operations & Logistics department Head

 (305) 701-4085

 operations@casablui.com

Sebastian Infante - After Sales Deparment Head

 (310) 304-5872

 support@casablui.com

Marce Groenewald - Sales Deparment Head

 (305) 701-4029

 sales@casablui.com



CASA BLUI

Casa Blui
Operational Headquarters:
Miami, Florida, USA
Phone (+1) 305 701 4029
sales@casablui.com / www.casablui.com