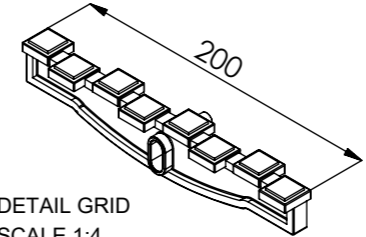
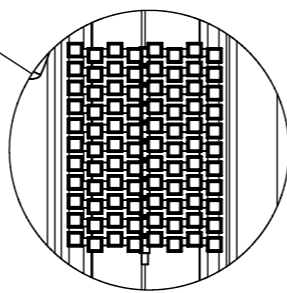
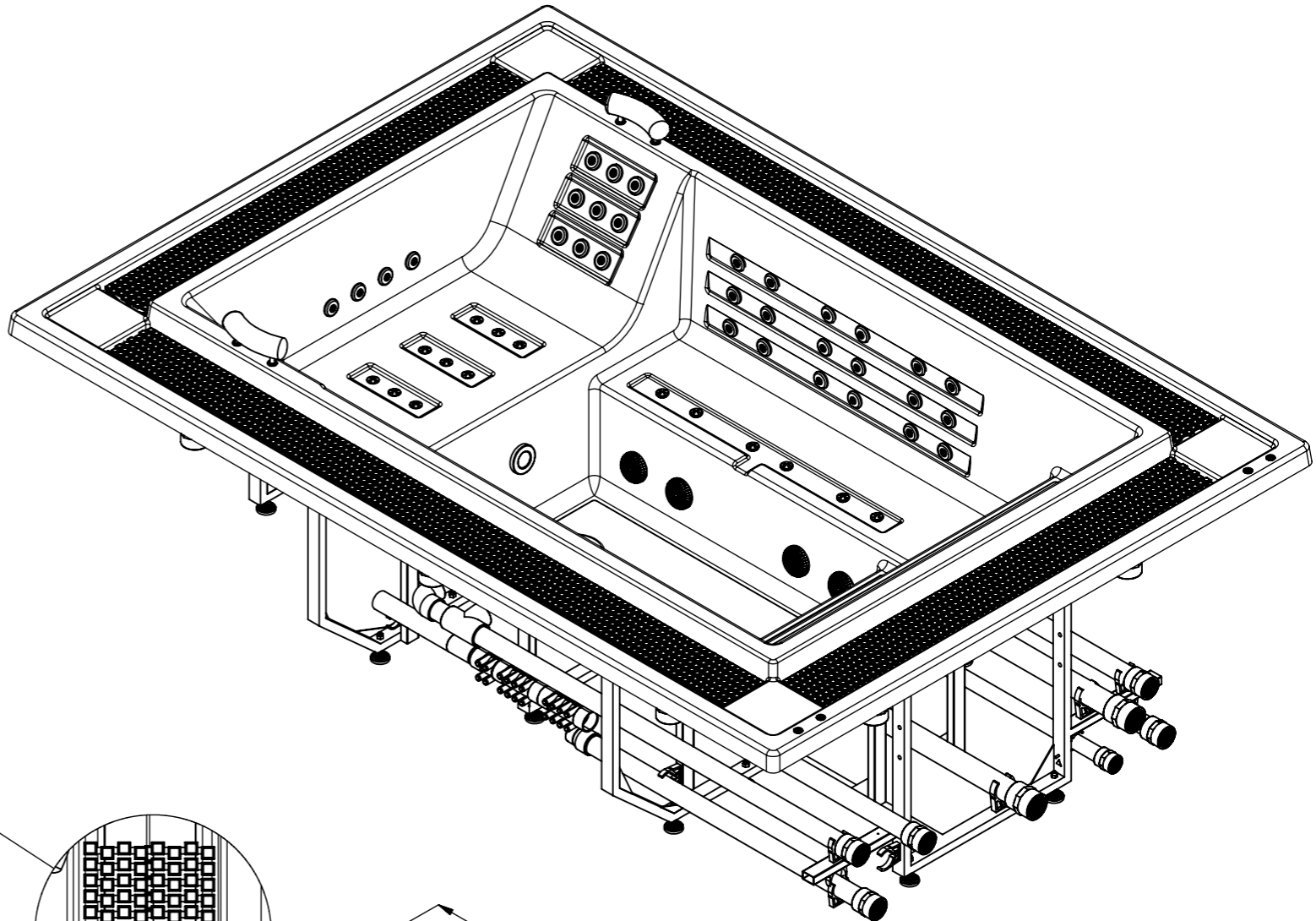
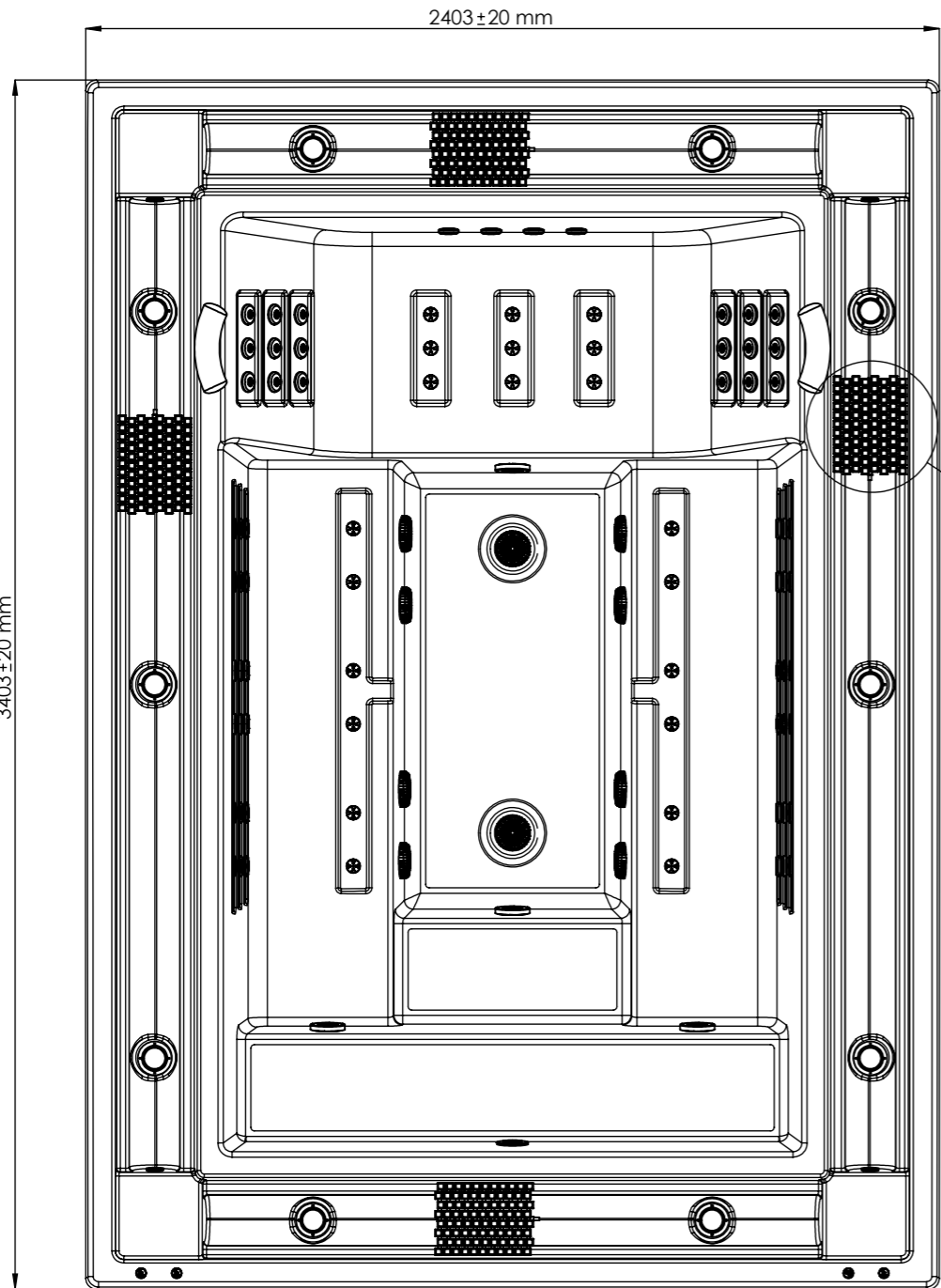
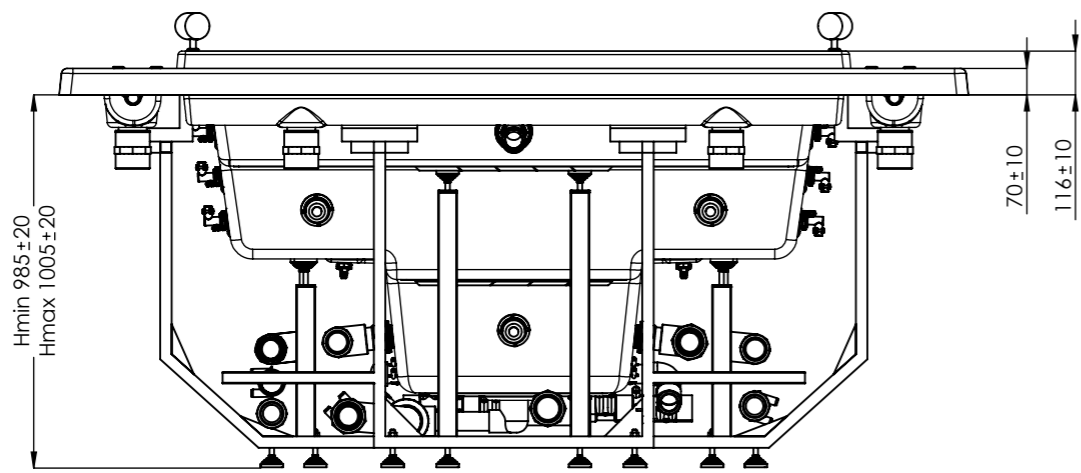


General specifications	
Spa weight (dry)	500 Kg
Spa weight (filled)	2700 Kg
Package dimension	3970x2300x2280mm
Package weight	728 Kg



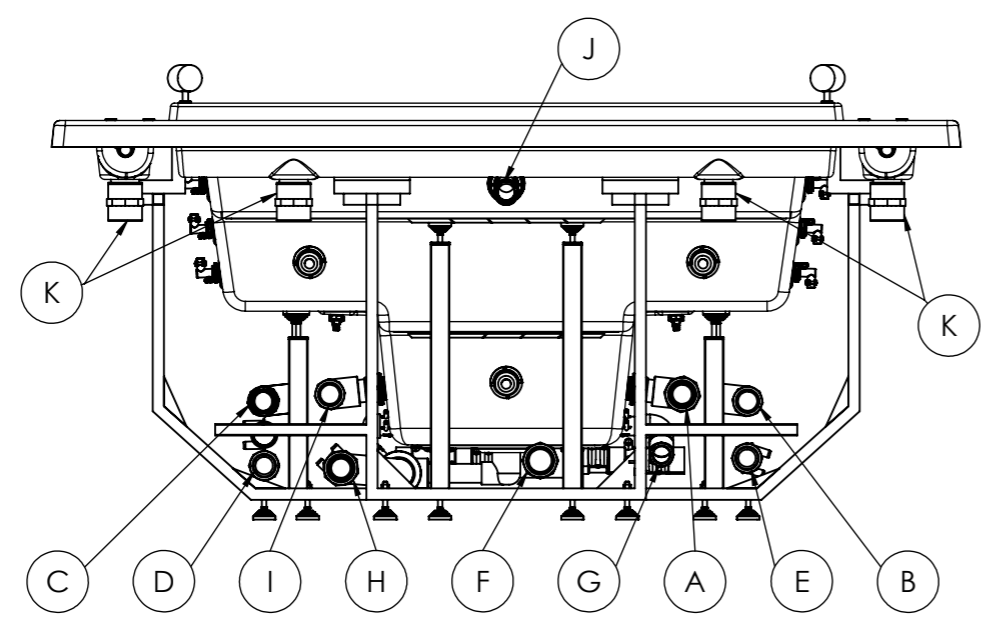
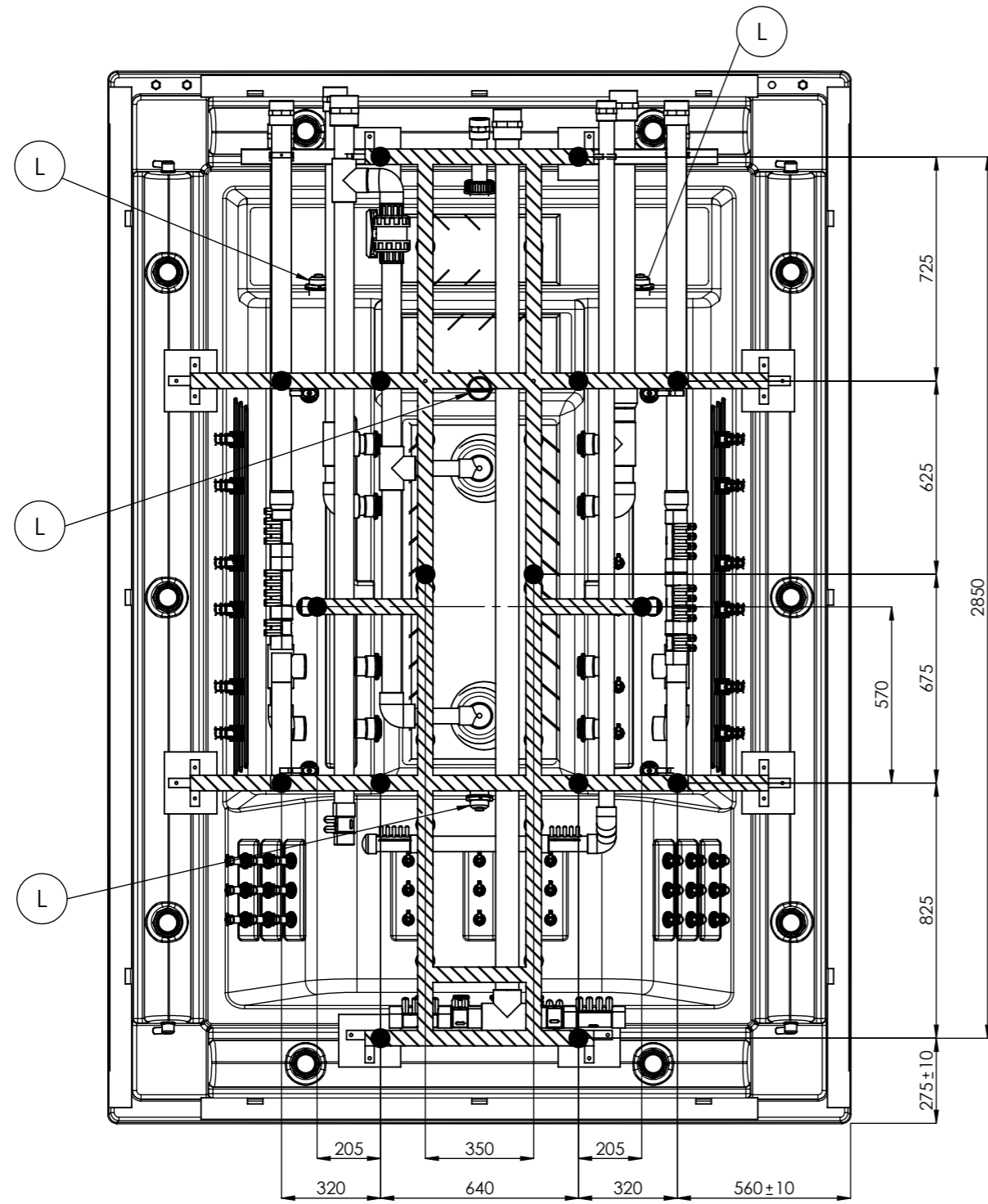
A (1 : 10)

According to our policy of continuous improvement, dimensions, features or components of this product can be partially or completely changed without prior notice. It's Customer responsibility to verify that this is the last version of the drawing

Change No.	Date	Name	Modification
09	05/05/2020	C.Fdez	New mould
08	21/07/2017	R.Vallès	Direction of I/H
07	15/01/2016	I.Pozo	Change light and drain. Add table
06	16/01/2015	I.Pozo	Change tolerance heigh spa
05	16/09/2014	I.Pozo	Add 2 Spa support
04	12/05/2014	I.Pozo	New spare template

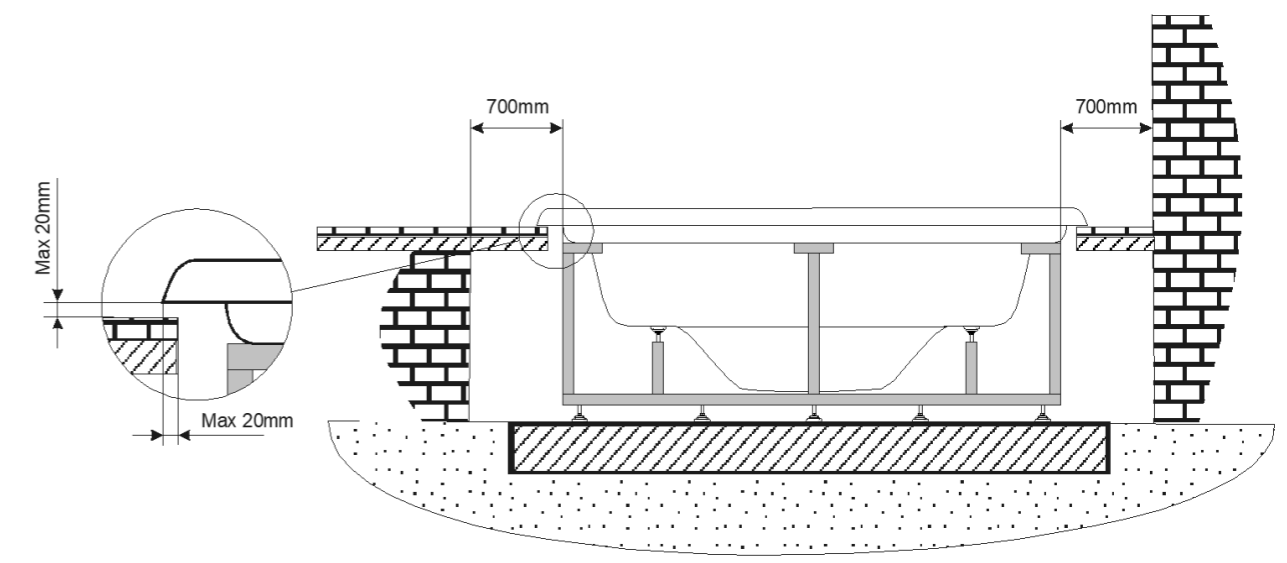
Remarks Dimensions in mm. General Tolerances +/- 10mm			COMMERCIAL			
Drawn	21/07/2017	R.Vallès	CASA BLUI	Part Number 53990	Rev. 09	First Angle Projection
Checked	21/07/2017	V.Saiz				
Scale 1:20	General Tolerance DIN 7168 ISO 2768g					
Sheet 1/2						

↑ ↑
HYDRAULIC CONNECTIONS ACCESS



A	Suction-water massage pumb 1	Ø 75 FEMALE SOCKET
B	Suction-water massage pumb 2	Ø 63 FEMALE SOCKET
C	Suction-water massage pumb 3	Ø 63 FEMALE SOCKET
D	Return-water massage pumb 3	Ø 63 FEMALE SOCKET
E	Return-water massage pumb 2	Ø 63 FEMALE SOCKET
F	Return-water massage pumb 1	Ø 75 FEMALE SOCKET
G	Return-air massage	Ø 50 FEMALE SOCKET
H	Suction/return-filtration pumb buttom spa	Ø 63 FEMALE SOCKET
I	Return filtration pumb inlets	Ø 63 FEMALE SOCKET
J	Suction drain vacuum clean	Ø 50 FEMALE SOCKET
K	Overflow drains (x10)	Ø 75 FEMALE SOCKET
L	Light	

WARNING:
It's essential to keep a minimum clearance access of **700mm** all around.



According to our policy of continuous improvement, dimensions, features or components of this product can be partially or completely changed without prior notice.
It's Customer responsibility to verify that this is the last version of the drawing

Remarks Dimensions in mm. General Tolerances +/- 10mm			COMMERCIAL			
Drawn	21/07/2017	R.Valles	CASA BLU	Part Number	Rev.	First Angle Projection
Checked	21/07/2017	V.Saiz		53990	09	
Scale 1:20	General Tolerance DIN 7168 ISO 2768g					
Sheet 2/2						